



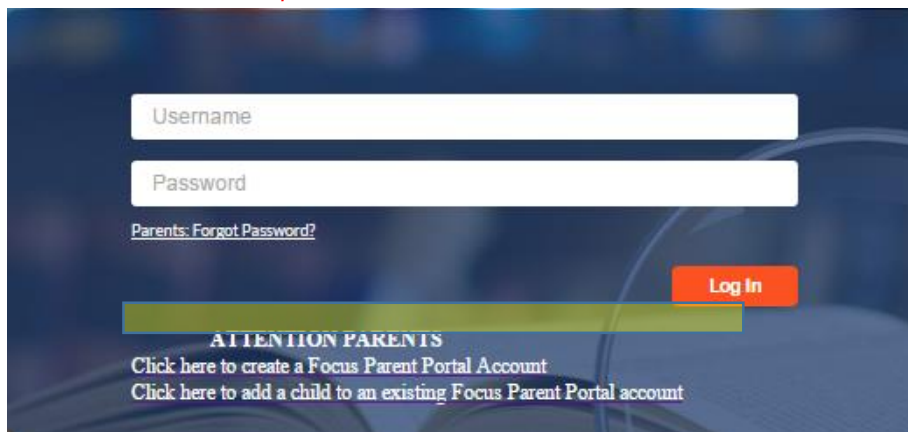
Focus se yon pwogram lojisyèl ki nouvo ke konte Lee aplike nan tout distri a pou orè, prezans ak nòt. Pwogram sa ofri paran yo yon opòtinite pou gade klas, plasman epi yo ka wè enfòmasyon sou prezans pitit yo epi gade mwayèn aktyèl tout moun nan tout klas yo.

Mete kanpe yon kont paran

(Google Chrome se navigatè ke nou pi pito)

1. Ou ka gen aksè ekran enskripsyon Portal Focus pou paran yo sou <http://focus.leeschools.net>
2. Klike sou lyen anba ki di ATANSYON PARAN oswa **ATTENTION PARENTS "Klike la pou kreye Kont Paran Portal ki rele "Focus Parent Portal Account"**

***Ou ta dwe konnen ID pitit ou ***



Username

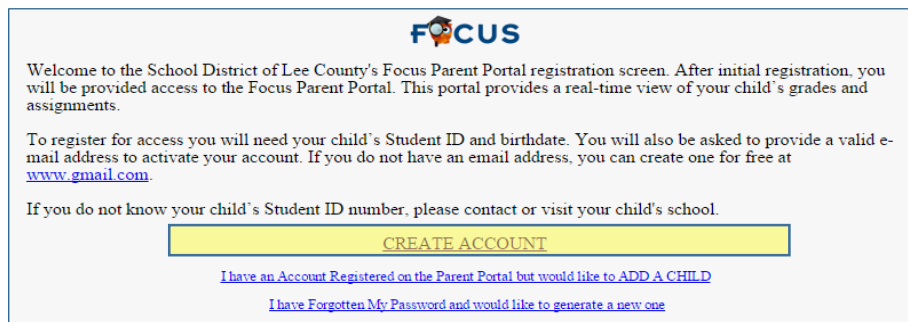
Password

Parents: [Forgot Password?](#)

Log In

ATTENTION PARENTS
Click here to create a Focus Parent Portal Account
Click here to add a child to an existing Focus Parent Portal account

3. Klike sou "**CREATE ACCOUNT**"



FOCUS

Welcome to the School District of Lee County's Focus Parent Portal registration screen. After initial registration, you will be provided access to the Focus Parent Portal. This portal provides a real-time view of your child's grades and assignments.

To register for access you will need your child's Student ID and birthdate. You will also be asked to provide a valid e-mail address to activate your account. If you do not have an email address, you can create one for free at www.gmail.com.

If you do not know your child's Student ID number, please contact or visit your child's school.

CREATE ACCOUNT

[I have an Account Registered on the Parent Portal but would like to ADD A CHILD](#)

[I have Forgotten My Password and would like to generate a new one](#)



4. Antre **TOUT SA KI OBLIGATWA**, klike epi soumèt ****Remak: Anplwaye Distri Lekòl konte Lee pa sipoze itilize adrès imel distri lekòl la lè y ap kreye yon kont paran.*

FOCUS

Please enter your name exactly as it appears on your driver's license as well as a valid email address:

First Name: (Required)

Middle Name: (Optional)

Last Name: (Required)

Email Address: (Required)

5. Antre 8-chif ID elèv la epi ajoute dat de nesans timoun nan. Klike sou "**Add Student**"

Please enter your child's information:

Student ID: (Required)

Student's Birthday: January ▼ 1 ▼ 2015 ▼ (Required)

6. Ou kapab klike sou "**ADD ANOTHER CHILD**" oswa lè tout timoun yo ajoute, klike sou "**I am FINISHED adding students CREATE MY ACCOUNT**"

Students

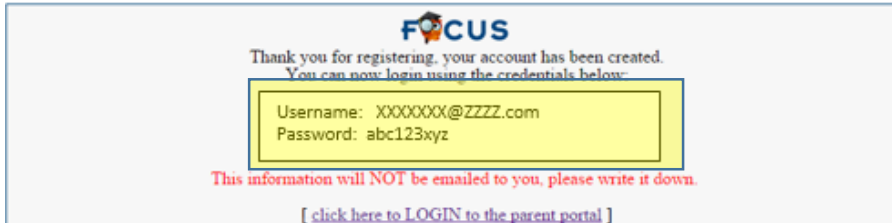
Your child's name appears here

[\[I would like to ADD ANOTHER CHILD \]](#)

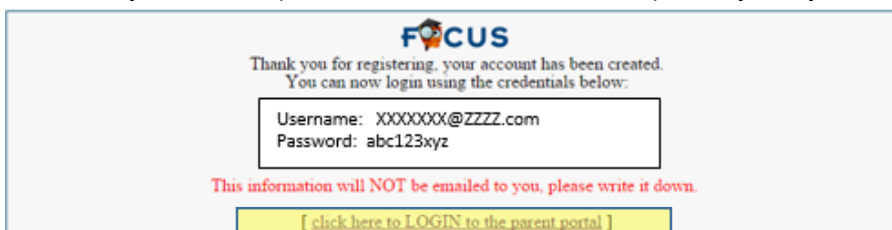
[\[I am FINISHED adding students CREATE MY ACCOUNT \]](#)



7. ****ENPOTAN EKRI non ki rele USERNAME AK MODPAS****



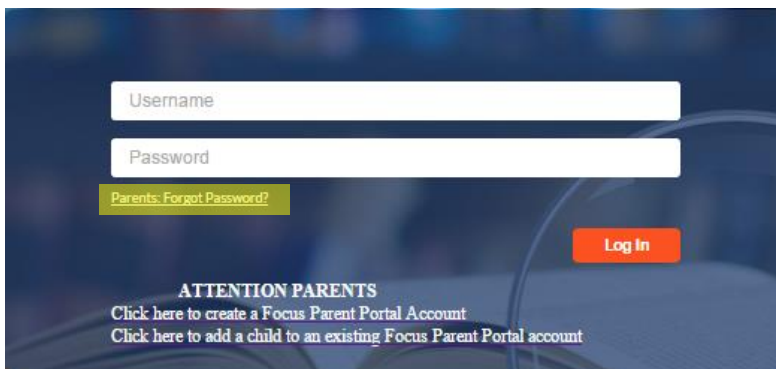
8. Klike sou lyen ki anba pou non username ou ak modpas ke yo asiyen ou **“Log in”**



Oswa ale nan sit sa <http://focus.leeschools.net> pou ka siyen

Retabli Modpas ou

1. Username "se tout adrès imel la nèk ke ou bay. Si ou pa t 'ekri modpas la lè w ou fèk siyen oswa ou bliye modpas ou klike sou **“Parents: Forgot Password?”**

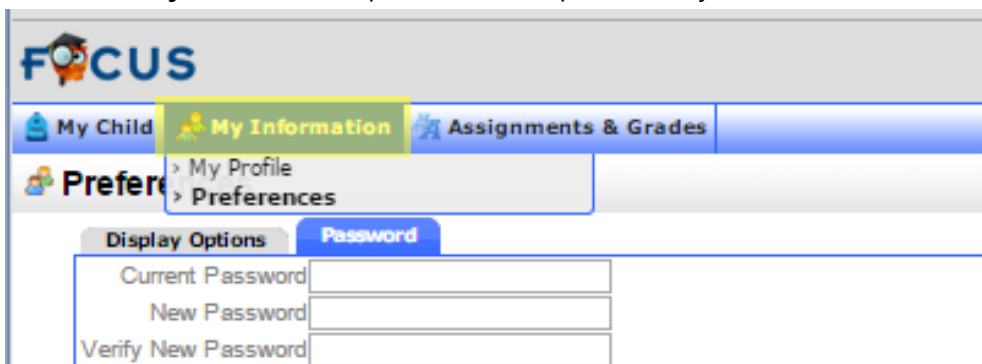




2. Tcheke **adrès imel la nan dosye**. Ou ta dwe resevwa yon imèl ki make:
“If you have forgotten your Lee County Schools Parent Portal Password and requested a new one be generated for you please click the link below:”
3. Lyen a ap mennen ou nan yon ekran ki pral pèmèt ou chanje modpas ou.

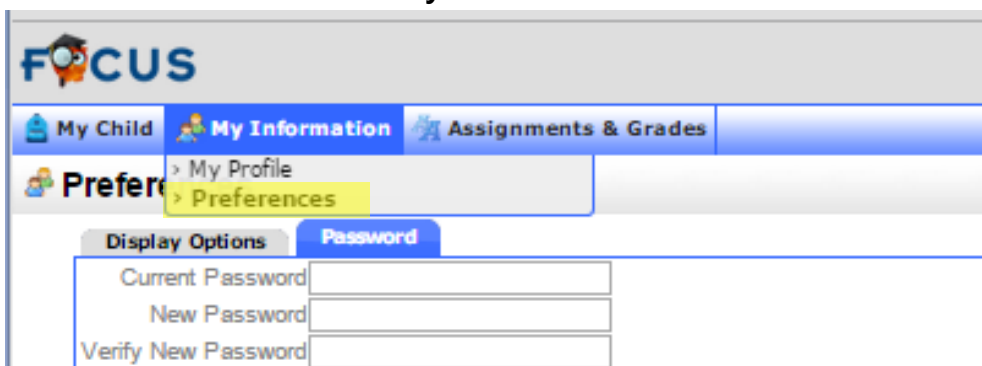
Chanje Modpas ou

1. Klike sou **“My Information”** pandan ke ou ap louvri sesyon ki rele Focus.



The screenshot shows the Focus Parent Portal interface. At the top, there is a navigation bar with three tabs: "My Child", "My Information", and "Assignments & Grades". The "My Information" tab is highlighted in yellow. Below the navigation bar, there is a "Preferences" section with a dropdown menu showing "My Profile" and "Preferences". The "Preferences" option is highlighted in blue. Below the dropdown menu, there are two tabs: "Display Options" and "Password". The "Password" tab is highlighted in blue. Below the "Password" tab, there are three input fields: "Current Password", "New Password", and "Verify New Password".

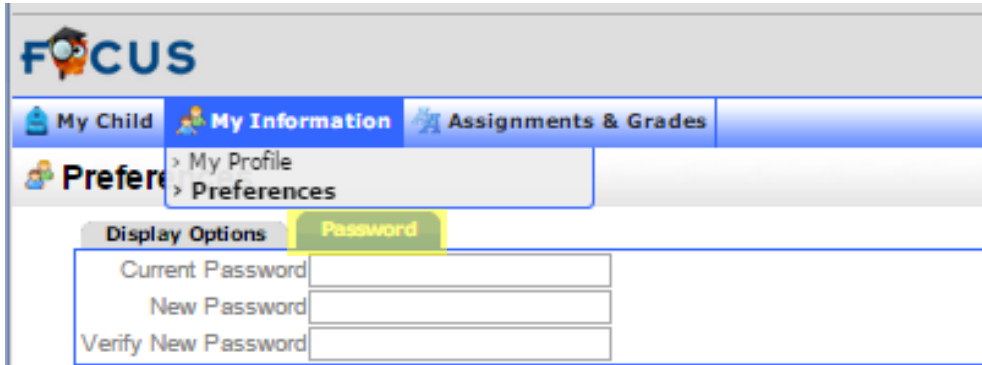
2. Klike sou **“Preferences”** anba **“My Information”**



The screenshot shows the Focus Parent Portal interface. At the top, there is a navigation bar with three tabs: "My Child", "My Information", and "Assignments & Grades". The "My Information" tab is highlighted in blue. Below the navigation bar, there is a "Preferences" section with a dropdown menu showing "My Profile" and "Preferences". The "Preferences" option is highlighted in yellow. Below the dropdown menu, there are two tabs: "Display Options" and "Password". The "Password" tab is highlighted in blue. Below the "Password" tab, there are three input fields: "Current Password", "New Password", and "Verify New Password".



3. Klike **"Password"** sou tab la ki parèt sou ekran an.



The screenshot shows the FOCUS portal interface. At the top, there is a navigation bar with the FOCUS logo and three main tabs: "My Child", "My Information", and "Assignments & Grades". Below "My Information", there is a "Preferences" dropdown menu with two options: "My Profile" and "Preferences". The "Preferences" option is selected, and a sub-menu is displayed with two tabs: "Display Options" and "Password". The "Password" tab is highlighted in yellow. Below the "Password" tab, there are three input fields: "Current Password", "New Password", and "Verify New Password".

Sonje pou konsève chanjman yo.